


# Erasmus+ Group mobility of students

## Hosting school: Institut Josep Lluís Sert,

Castelldefels, Spain

7<sup>th</sup> – 13<sup>th</sup> November 2022


(Erasmus+ accreditation 2021-2027)



2022-1-FR01-KA121-SCH-000062166

2022-1-ES01-KA121-SCH-00006517

2022-1-SK01-KA121-SCH-000063121



INSTITUT  
JOSEP LLUÍS  
SERT



Základná škola  
Andreja Sládkoviča  
*Sliač*





Tuesday, November 8<sup>th</sup> 2022

## Welcome to Institut Josep Lluís Sert

Here we come again. 😊 A new school year has started recently and we can continue with the new Erasmus experience. In June 2022 our schools received the accreditation grant and we decided to go on with the “Energy” activities. Our first meeting was in Spain, in a nice city of Castelldefels, near Barcelona.

After a long trip on Monday, we met each other in the morning in the school yard. The meeting was opened by the principal of the school, Juan Manuel Cazorla.



After the welcome meeting students got a welcome presents and then they presented their school and their hometowns.



Later they had a tour round school. Their mates showed them the classrooms, special rooms, garden and the outdoor facilities. It was all in English.

## Castelldefels Castle – the return to the past

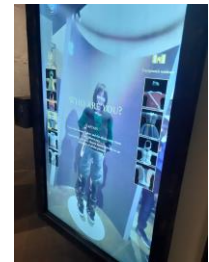
After the tour around school students went to an excursion to a nearby castle. This castle is situated on a hill over the city. It is the protective and iconic symbol of the city. The church inside, dating from the 10th century, is the oldest part of the castle and is built on Iberian and Roman remains.



Students were divided into 2 groups and the tour started. They learned a lot about the role of castle throughout the history periods, the changes of the complex from the very beginning to the period of its famous owner – baron Manuel Girona (politician and banker) ut to nowadays.



They learned a lot about the pirates time and later about the war times in the region. Students liked the interactive way of excursion – the moving floor showing the sea voyages, animated story in the church. Later the church became a barracks for the international brigade and a remand prison for deserters and undisciplined people. In the end of exhibition students could try different interactive parts – the models of cannons, timelines and clothing game with pictures of themselves.



The nicest view on the city was from the top of the roof. Thank you for this experience.





## Visit to the Town Hall of Castelldefels

From the castle, we went to the townhall to meet the vicemayor of the city, the school inspector and other representatives of the city.



The activities of Erasmus are not only important for schools themselves, but the support of the townhall and other institutions in the city is essential for linking and for dissemination. The participants were welcomed and the vicemayor gave a short speech. We watched the video about the main attractions and sightseeings of the city. Finally, to have a nice memory of the meeting we got the group picture in front of the town hall.



## Sport activities in Olympic Canal

After the lunch break we continued with prepared activities. We came to Olympic Canal of Catalonia where students had 2 sport activities – archery and kayaking. It was on the occasion of the Olympic Games of Barcelona'92.



They changed the clothes and the 1st activity was archery. They had the instructions and rules, learned new vocabulary connected with the topic and the practice started.



Although it was November, they were not scared of cold water and they enjoyed the kayaking a lot too. They got the blades and life jackets and each Spanish student went kayaking with their pairs. It was fun but at the same time quite difficult to row.



Kayaking was especially interesting as it is not a common sport activity in schools. Their arms hurt a bit after the activity, but students learned the teamwork skills and did something good for their health.

**Wednesday, November 9<sup>th</sup> 2022**

## Ciutadella Park in Barcelona - excursion

In the morning students met at school and they went to Barcelona for excursion and workshop. We all travelled by train. The Parc de la Ciutadella is very idyllic and probably the greenest oasis in the megacity of Barcelona. On the grounds of the Parc de la Ciutadella, students could see several attractions: the zoo, the Catalan Parliament, greenhouses and Castle of 3 dragons.



The Museum of Modern Art is situated in the building of the parliament. The Zoological Museum and the Museum of Geology are placed in the area of the park.





Students learned that in 1714, after the successful war at the time of Felip V., a citadel was placed on this ground. To build this fortress, Felip V. pulled away a considerable part of the quarter Ribera. The park was designed under the command of Josep Fontserè, the young and then unknown architect Antoni Gaudí supported him with the design of the waterfall "Cascada. They took with the real-size statue of a mammoth which was the part of the design of the park. After the walk the groups changed and next stop was the Sun factory in Barceloneta.

## Sustainable Sun factory - excursion



Next stop was in the sustainable office called Fabrica del Sol. It is the municipal center of reference for environmental education in Barcelona, which offers many services related to urban sustainability. A guide welcomed us in front of the building and introduced their work.


The rehabilitation of the space which looks original from the outside, has integrated **environmental measures and solutions**, such as the use of rainwater, an interior vertical garden, a geothermal heat pump, a pergola and a wall with photovoltaic panels, in addition to natural ventilation.



Students came inside and could observe all the above mentioned things. They got the explanation about each element, and the guide told them how the sun factory helps schools and students when they need material or advice for school projects etc.



This is the building from outside. It looks traditional, but inside it shows the variety of sustainable solutions.



Students learned a lot about green activities and how to help the planet.



After the morning activities we had a lunch break in the shopping centre Maremagnum. We tried some Catalan specialities, did some souvenirs shopping, walked across the bridge Rambla de Mar. We could observe teleferic, statues of Stargazer and finally we met under the Christopher Columbus' column. We took a group picture, Esther prepared a short quiz for students. She asked them questions about 2 morning activities. Then we went to a Port Vell.

## Boat trip in Barcelona Port

We took a cruise boat with a guide. Port of Barcelona is the main port of Sapin. In the port students could see Saint Sebastian Tower which is 78 m high with cable cars over the harbour and a clock tower – Torre del Relotge (it used to be a lighthouse), in the part of Barcelonetta.



During the cruise they got to know one of the most famous part which is a drawbridge called Europe Gate.





They learnt that the port is popular for exporting goods to different countries, such as Algeria or Morocco, but also to other European countries. There are 30 terminals, which makes it the biggest port and each company in the port is focused on other material and industry, such as wood, iron and more. They could also see some big cruiseships that people can travel on.



There was the biggest ship in the world that sails to Miami, the USA, and it takes 7.000 passengers. Before they got to the Port Vell, the Old Dock, they could see Barcelona Nautic Center, a company that produces and repairs yachts and its equipment, we saw what dry dock is – a dock without water where yachts are repaired.




From the boat they also noticed the monument called Sideroploid that is devoted to the "men of the sea" and was festively opened in 1963. The day was finishe with a nice time on a boat trip. We returned back to Casteldefels late in the afternoon by train. What a day! 😊



Thursday, November 10<sup>th</sup> 2022

### Eco-competition with robot

The first activity of the day was a robotic competition. The students were divided into teams named according to different sources of energy. (tidal, thermal, geothermic, plutonium...). Then they made 2 opposite teams. The tasks of the competition was to place all the containers or symbol of energy into the goal. The renewable sources were for 2 points, the bad ones were for 1 point.




Each game lasted for 5 minutes. After that the teams changed. After the first turns, there was the semifinal and final. The winning teams received the award.



By doing the activity, the teams learned new vocabulary, cooperated in pairs, supported the players, and followed the



rules of fair play. They gained the information about useful sources. They learned how to make the small lego robots move, by using micro:bits.



### Green school workshop

Later, two Spanish girls talked about their activities at school and outside the school. The pupils learnt how they helped the environment. They could hear that first, they had optional subjects related to ecology, and now they try to get them into the curriculum.



They learnt that they recycled different materials like paper, plastic or oil, they have bins in the classrooms and also in



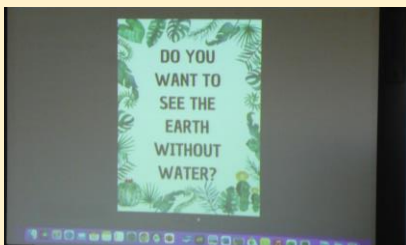
the classrooms and also in the corridors and they even have a competition – the greenest class at school.



They also learnt about one rule - the teachers turn on/off the lights next to the door to save energy. The school cooperates with the architecture school which helped them to build the bamboo rest area. The participants could hear that the students also helped outside the school - they regularly clean the area near the shopping center or the beach.



But they also got some information about their problems, as well. They have problems with aluminium and plastic after breaks which students leave in the school yard and with wasting water in toilets. Therefore the pupils got a task at the end of the workshop - to make a poster, how to save the water. They could draw on the paper, or use Canva platform. They made really nice works.



### Cooking with solar energy - workshop

Do you like pizza? We do! Have you ever cooked pizza? How much time did it take? Have you ever cooked pizza with solar energy? We have! We cooked pizza with the help of sun on Thursday morning. Before midday, our pupils participated in Solar cooking workshop.



First they learnt something more about solar energy and its advantages – it is for free, renewable, it does not pollute and we have a large amount of it, we do not need to lead wars to have control over it. Then they were shown how to make an oven made of 4 materials - cardboard, metal plate, newspaper as isolation and cover glass. Then some volunteers helped to put pizzas and a thermometers inside the ovens and they were waiting for the lunch. Meanwhile they were divided into 4 groups and started assembling solar panels racks.



They connected cables between the panels as well as with the gauging metre that measured the amount of produced energy. In the end they recapitulated all the information they



got and learnt that the best way how to set panels is the cardinal direction of south. Students also learned the difference in power of the solar energy throughout the year.



After one and a half hour the pizzas were baked and they could taste them. What a nice lunch!

### Art and Nature – creative workshop

After the lunch break, in a nice sunny weather, we all gathered in a classroom where a teacher in the afternoon, pupils gathered in the classroom for the craft workshop. The external cooperator Anna, prepared two activities for students.



The first activity was to make a picture with natural materials – stones, shells, branches, twigs and leaves. Students used their creativity and imagination and made really nice



pictures. Then they used glue to stick the picture on the paper. If they wanted, they could use the crayons or pens to decorate the picture. After they had cleaned the working place, they started another activity. They measured 3 pices of string and followed the instructions to make colourful bracelets.



Here the pairwork was important, to help each other at the beginning. Those who already knew the technique, helped the others.



This was a nice Erasmus team spirit. The result was a nice collection of nature art and bracelets. Good job students.

Friday, November 11<sup>th</sup> 2022

### Sitges- cultural excursion

On Friday morning we took a coach and travelled 35 kms southwest of Barcelona to a nice town of Sitges, known for its nice beaches, and historical spots.



It is the home town of a 19th century painter Santiago Rusiñol, and a tourisitc destination. Students could see typical houses of the town dated back to 19th century, They visited the main street with town hall, the cathedral, museums and they took common picture with the statue of mermaid.



They spent nice time in at the beach and as the weather as nice some of them tried how cold the water is.



### Sitges- museum Cau Ferrat - workshop

Let's be impressionists for a while. That was the main topic of the day. Students went to the museum called Cau Ferrat. The Cau Ferrat Museum was founded in 1893 by the artist Santiago Rusiñol (1861-1931) as a home workshop and it became public museum in 1933, preserving the artistic spirit inspired by his founder.



The Museum contains collections of ancient art gathered by the artist (painting, forge, ceramics, glass, archeology, sculpture and furniture) and modern art (painting, drawing, sculpture) with works by Rusiñol and other artists. Nowadays it is called the temple of Modernism.





The guide explained to the students the main features of impressionist paintings, their aim and how they played with shadows and light. Students could ask the questions. After that, they all went to the seaside, outside the museum, where they became the impressionist artists.



They only got 4 colours – blue, white, red and yellow and their task was to make secondary colours – green, black, orange, brown...

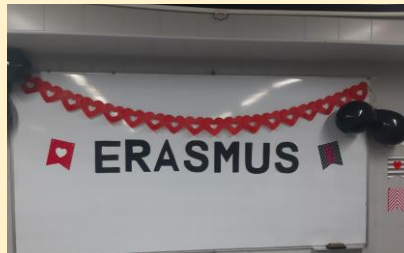


As the impressionists liked to work outside, the students also worked outside and they could paint what they saw. Their works were very nice, full of colours, and they depicted the sea and nature mainly. The students could enjoy the work in a nice sunny weather. The visit to the museum was very educative and inspirational too.

We returned to back to Castelldefels a bit earlier to get ready for the evening farewell party.

### Farewell evening – time to say thank you and see you soon

At 7.00p.m. we met in a classroom which was decorated by students and teachers. Host parents prepared the snacks. The time to say goodbye and thank to everyone. Especially to the school coordinator and principal for well-prepared hosting week, to host families, who took care of foreign students. First the principal had a short speech and students received the attendance certificates.



During the week students worked a lot in groups, practiced the language skills in English, but also in French and Spanish. Even some Slovak words were learned 😊. They shared good practice among themselves.



Common picture with Esther will forever remind the students of the nice week full of new experience, friendships, sharing and understanding each others culture.



The party finished at 11.00 pm. Everybody went home happy and full of emotions. The next day, it was famil day and families prepared a rich programme for foreign students to enjoy Catalonia the most.

Some families prepared the common programme for students, others had individual programme. Students shared the pictures with teachers and they all had a wonderful time.





Saturday, November 12<sup>th</sup> 2022

Family day




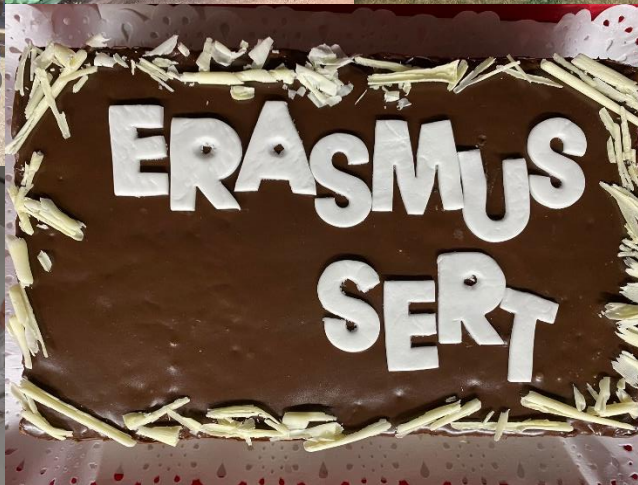

Thank you host families for unforgettable moments.



## What we have learned

Our objectives of the group mobility were to:

- ✓ communicate in foreign languages
- ✓ develop of digital competences
- ✓ improve basic competences in sustainability awareness
- ✓ learn critical thinking
- ✓ develop cultural awareness and expression
- ✓ learn about the realia of the host country
- ✓ understand the importance of preserving the cultural heritage of the modernists
- ✓ develop the responsibility and teamwork of students
- ✓ become responsible European citizens



The European Commission's support for the production of this publication does not constitute an endorsement of the contents, which reflect the views only of the authors, and the Commission cannot be held responsible for any use which may be made of the information contained therein.

Text: Alžbeta Krúpová, Esther Gil, Fabrice Tondeur

Photos: Erasmus teams of participating schools

November 2022